



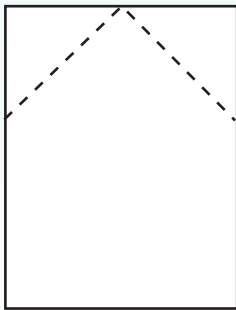
Let's Build a Plane!



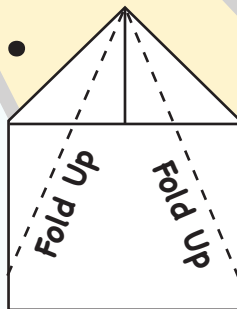
Paper Glider Directions

What you'll need:
- 8 1/2" x 11" blank paper

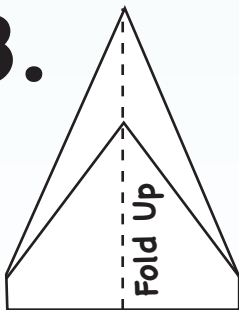
1.



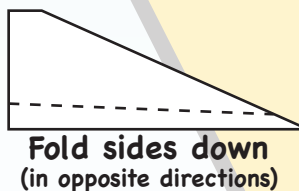
2.



3.

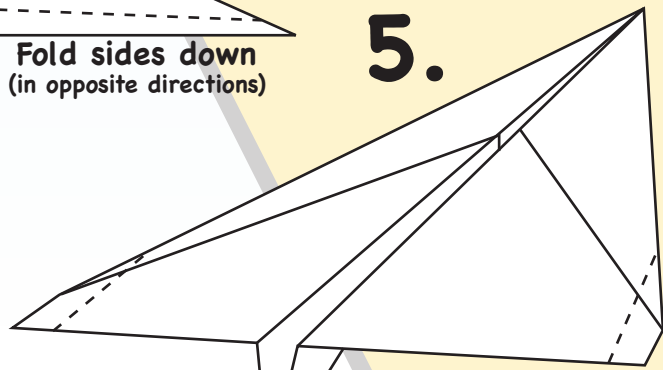


4.



1. Fold down upper two corners to meet in middle.
2. Fold up right side and left side towards middle
3. Fold paper in half length-wise
4. Fold paper sides down with along dotted line
5. Your plane is ready to FLY!

5.



HAPPY FATHER'S DAY!